



# TruVision IR Turret Camera TVT-2201/4201 Installation Guide

P/N 1072922A • REV A • ISS 10FEB15



# Contents

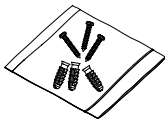
Package contents	2
Camera description	4
Installation	4
Specifications	8
Regulatory information	9

## Package contents

This is the TruVision IR Turret Camera Installation Guide for models TVT-2201/4201. This guide describes a standard installation.

The camera consists of the following:

- Camera with power and video output cables
- 3 M4 screws (3 x 25 mm) and 3 drywall anchor (Ø7.5 x 24.5 mm) for wall or ceiling installation




- Template
- Back box



- Hex wrench



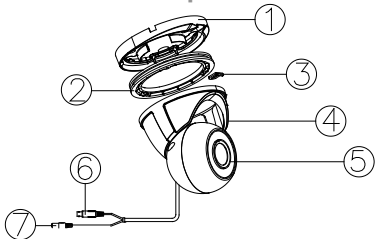
- Installation Guide



- CD



## Camera description

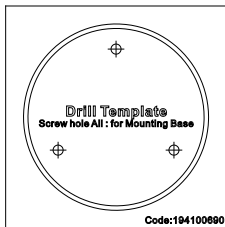


- |                  |                |
|------------------|----------------|
| 1. Mounting base | 4. Enclosure   |
| 2. Fixed ring    | 5. Camera      |
| 3. Lock screw    | 6. Video cable |
|                  | 7. Power cable |

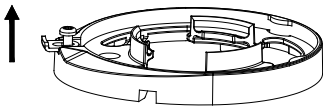
## Installation

### To install the camera:

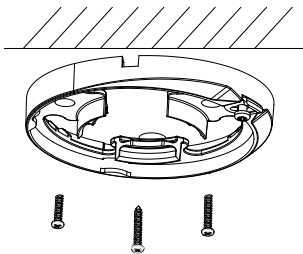
1. Using the template, place it level against the mounting surface and mark the position of the mounting holes.



2. Following all local codes, drill and prepare the mounting holes.
3. Loosen the lock screw on the mounting base to release the turret camera.

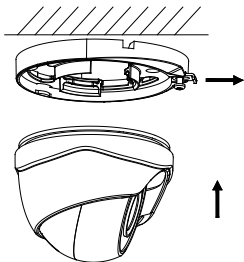


4. Securely fasten the mounting base to the mounting surface with the screws.

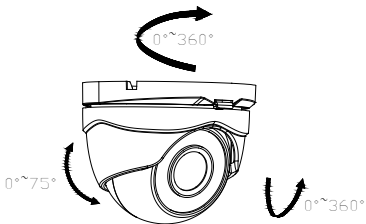


5. Connect a 75-ohm coaxial video cable to the video cable, and connect a 12 VDC power supply to the power cable.
6. Secure the camera to the mounting base by tightening the lock screw.





7. Loosen the locked screw to adjust the surveillance angle according to the figure below, then tighten the locked screw.



## Specifications

Power supply	12 VDC
Current	Max. 330 mA
Power consumption	Max. 1.8 W (Max. 4 W with IR cut filter on)
Weight	0.88 lb. (400 g)
Dimensions (Ø × L)	2.76 x 5.89 in. (89.6 x 59.1 mm)

# Regulatory information

## Copyright:

© 2015 United Technologies Corporation.

Interlogix is part of UTC Building & Industrial Systems, a unit of United Technologies Corporation. All rights reserved.

## Trademarks and patents:

Trade names used in this document may be trademarks or registered trademarks of the manufacturers or vendors of the respective products.

## Manufacturer:

Interlogix.

2955 Red Hill Avenue, Costa Mesa, CA 92626-5923, USA

Authorized EU manufacturing representative:

UTC Fire & Security B.V.

Kelvinstraat 7, 6003 DH Weert, The Netherlands

## Certification:



## FCC compliance: Class A

Class A: This equipment has been tested and found to comply with the limits for a Class A digital device, pursuant to part 15 of the FCC Rules. These limits are designed to provide reasonable protection against harmful interference when the equipment is operated in a commercial environment. This equipment generates, uses, and can radiate radio frequency energy and, if not installed and used in accordance with the instruction manual, may cause harmful interference to radio communications. Operation of this equipment in a residential area is likely to cause harmful interference in which case the user will be required to correct the

interference at his own expense.

### **ACMA compliance**

Notice! This is a Class A product. In a domestic environment this product may cause radio interference in which case the user may be required to take adequate measures.

### **Canada**

This Class A digital apparatus complies with Canadian ICES-003. Cet appareil numérique de la classe A est conforme à la norme NMB-0330 du Canada.

### **European Union directives:**

**12004/108/CE (EMC directive):** Hereby, UTC Fire & Security declares that this device is in compliance with the essential requirements and other relevant provisions of Directive 2004/108/EC.



**2002/96/CE (WEEE directive):** Products marked with this symbol cannot be disposed of as unsorted municipal waste in the European Union. For proper recycling, return this product to your local supplier upon the purchase of equivalent new equipment, or dispose of it at designated collection points. For more information see: [www.recyclethis.info](http://www.recyclethis.info).

### **Contact information:**

For contact information, see [www.interlogix.com](http://www.interlogix.com) or [www.utcssecurityproducts.eu](http://www.utcssecurityproducts.eu).