

TruVision Mac Safari Browser Plug-in v2.0 Quick Start Guide

P/N 1073400-EN • REV B • ISS 15FEB18

Overview

For TruVision recorder browser functionality in Mac Safari browsers a plug-in must be installed.

System requirements

- Mac OS > 10.8
- Safari > 8.0 .5

Supported recorders

- TVR12HD
- TVR 15HD
- TVR 44HD
- TVR 45HD
- TVN 10
- TVN 70
- TVN 21
- TVN 22

Plug-in installation

1. Download the TruVision Mac Safari Browser Plug-In v2.0 file from our website:

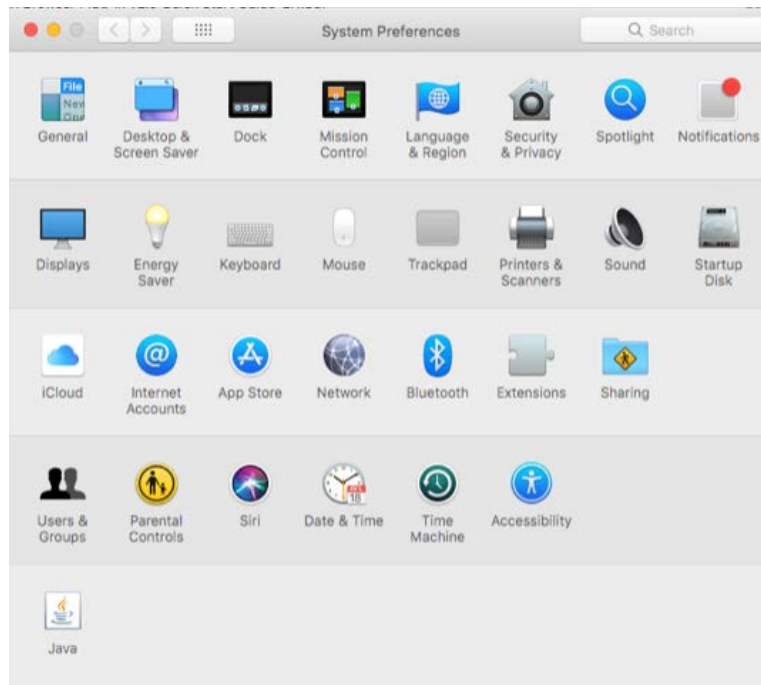
Go to the Interlogix.com website. Navigate from the home page by clicking **Video > Recorders**. Select your recorder. Click the **Downloads** link. Scroll down to **Software** and click the download link.

For EMEA only:

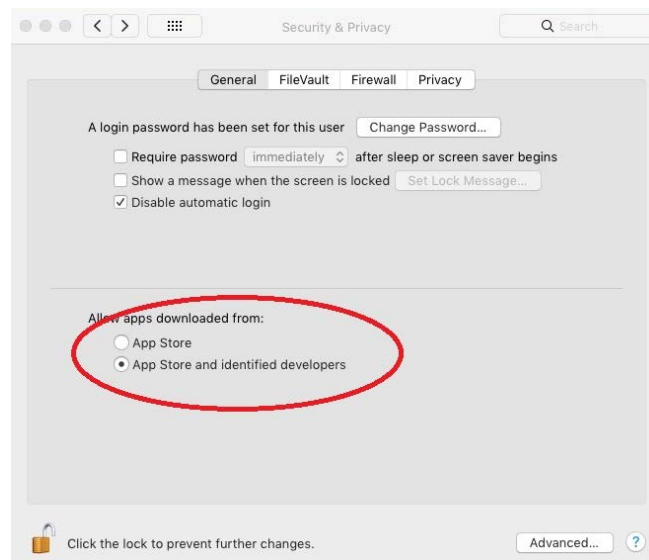
Go the firesecurityproducts.com website. Navigate from the home page by clicking **Products > Recorders** (in the Video & Transmission section). Select your recorder and on its webpage click **Downloads**. There you will find the Mac Safari plugin. Click it to download.

2. As our Mac Plugin is not downloaded from the Apple App Store, you need to make sure that the security settings of your Mac allow the installation.

Go to **System Preferences** and click **Security & Privacy**.



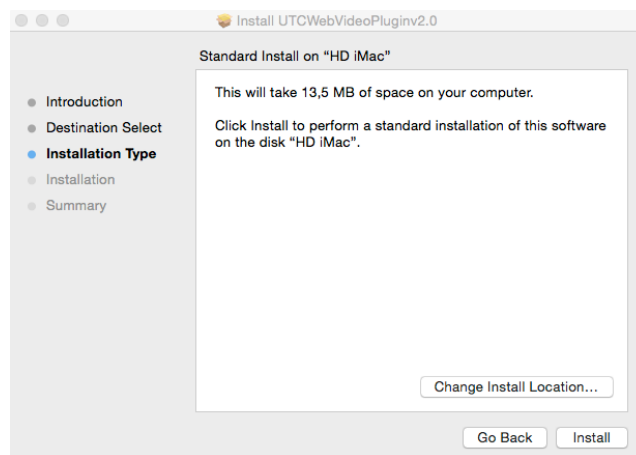
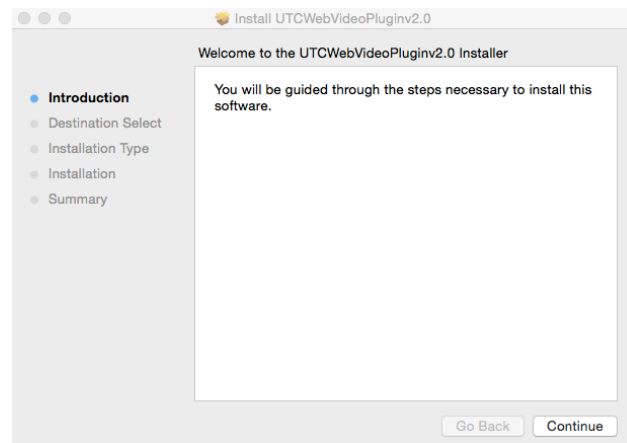
Select the option that allows the Mac to download apps from the App Store and identified developers.



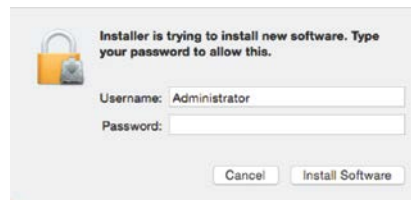
3. Unzip the *UTCWebVideoPlugin.zip* file and extract the pkg file to your desktop.



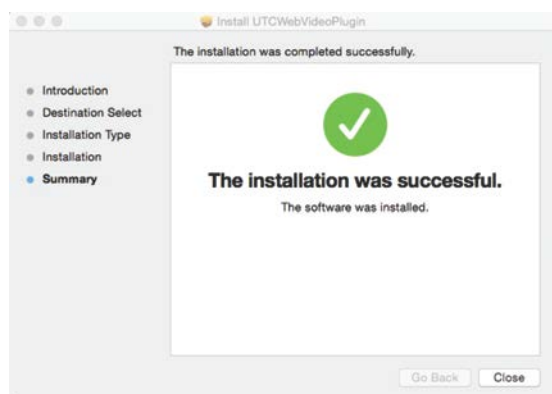
4. Click **Open** to open the file.
5. Follow the installation instructions provided.



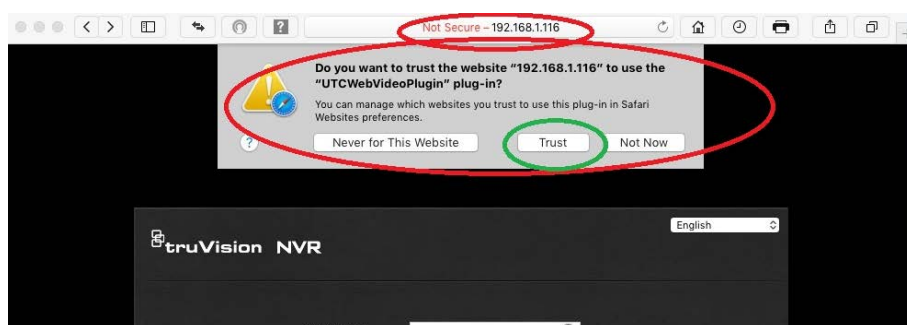
6. Enter the Username and Password of the Mac when requested.



7. Once successfully installed, close the installation dialog window.



8. Open **Safari** and connect to any supported device.
Click '**Trust**' to trust the plugin.



Bug fixes in this version

- High resolution streams will be shown without shaking/flickering
- Intelligent information of VCA events can be seen on the live view page.
- Drawing a motion detection zone will be saved and motion will be detected in the dedicated zone(s).

Known limitations

- *Text In* is not supported in this version.
- The player download does not work for Mac. The player needs to be downloaded from the recorder directly via a USB stick.

Contact information and manuals

For contact information go to: www.interlogix.com or www.firesecurityproducts.com

To get translations for this and other product manuals go to: www.firesecurityproducts.com

Legal information

Trademarks and patents The trade names used in this document may be trademarks or registered trademarks of the manufacturers or vendors of the respective products.

Product warnings and disclaimers THESE PRODUCTS ARE INTENDED FOR SALE TO, AND INSTALLATION BY, AN EXPERIENCED SECURITY PROFESSIONAL. UTC FIRE & SECURITY CANNOT PROVIDE ANY ASSURANCE THAT ANY PERSON OR ENTITY BUYING ITS PRODUCTS, INCLUDING ANY "AUTHORIZED DEALER", IS PROPERLY TRAINED OR EXPERIENCED TO CORRECTLY INSTALL SECURITY RELATED PRODUCTS.

For more information on warranty disclaimers and product safety information, please check www.firesecurityproducts.com/policy/product-warning/ or scan the following code:



Contact information and manuals For contact information go to: www.interlogix.com or www.firesecurityproducts.com

To get translations for this and other product manuals go to: www.firesecurityproducts.com
