


VR2100 Series

IFS Dual Independent AM Video Receiver with AGC



OVERVIEW

The IFS VR2100 Series dual video receiver detects two independent AM video signals in one module on two independent multimode fiber optic cables. The module is ideal for smaller CCTV installations and the rack mount version can be used to double the fixed video capacity of the R3 rack for up to 28 independent video channels per card cage. The receiver utilizes automatic gain control (AGC). The receiver is compatible with the IFS VT1101M, VT1101M-AC, and VT1001 series transmitters. Plug-and-play design ensures ease of installation requiring no electrical or optical adjustments. The receiver incorporates power and AGC status indicating LED's for monitoring proper system operation. The module is available in either stand-alone or rack mount version.

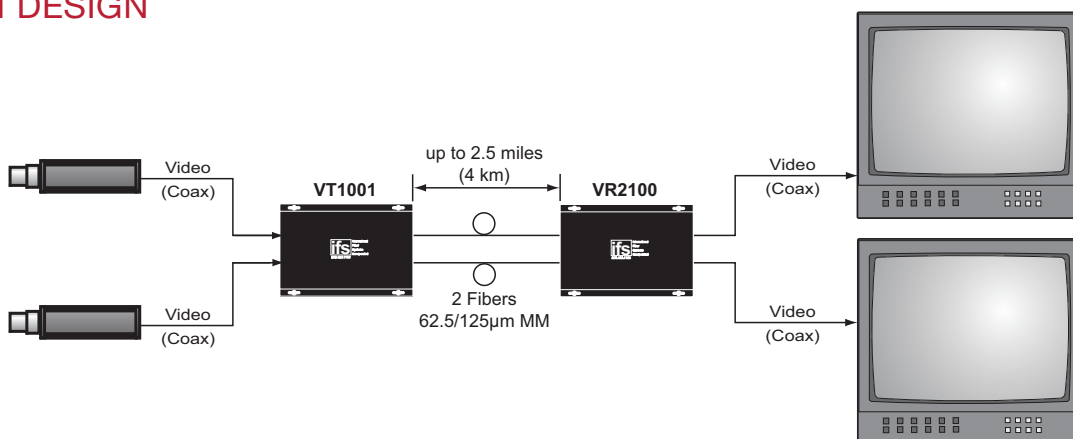
STANDARD FEATURES

- AM Video
- NTSC, PAL, SECAM Compatible
- Automatic Resettable Fuses on all Power Lines
- Two Independent Receivers in One Module
- Can be Used to Double the Fixed Video Capacity of an R3 Card Cage
- Full Range Automatic Gain Control (AGC)
- Automatically Maximizes Contrast
- No In-field Electrical or Optical Adjustments Required
- Power and AGC Status Indicating LED's to Monitor System Performance
- Full Color Compatibility
- Hot-Swappable Rack Modules
- Comprehensive Lifetime Warranty

APPLICATION EXAMPLES

- CCTV (Fixed Video)

SYSTEM DESIGN



VR2100 Series

IFS Dual Independent AM Video Receiver with AGC

North America
T 855-286-8889

Latin America
T 561-998-6114

Ordering Information

	Part Number	Description	Fibers Required	Optical Pwr. Budget	Max. Distance*
Multimode 62.5/125µm**	VR2100	Dual Video Receiver with AGC (850nm)	2	14 dB	2.5 miles (4 km)
		VR2100 Series is compatible with: VT1101M, VT1101-AC, AND VT1001 Series Transmitters			
Accessories ♦	PS12VDC1.5A-U	12VDC, 1.5A Plug-in Power supply (110/220VAC) with Universal power plug adapter kit (Included)			
Options	Add '-R3' to Model Number for R3 Rack Mount - No Charge (Requires R3 Rack purchased separately)				

*Optical transmission distance is limited to optical loss of the fiber and any additional loss introduced by connectors, splices and patch panels. Distance can also be limited by fiber bandwidth. **For 50/125 Fiber, subtract 4 dB from Optical Power Budget.

♦ All accessories are third party manufactured.

Specifications

Video

Video Output:	1 volt pk-pk (AGC controlled)
Bandwidth:	5 Hz - 10 MHz
Differential Gain:	<5%
Differential Phase:	<5°
Tilt:	<1%
Signal-to-Noise Ratio (SNR):	>55 dB at 10 dB Attn.

Wavelength

	850 nm, Multimode
--	-------------------

Receiver Sensitivity

	1 µw (-30 dBm)
--	----------------

Transmitter Output

	25 µw (-16 dBm)
--	-----------------


Number Of Fibers

	2
--	---

Connectors

Optical:	ST
Power:	Terminal Block with Screw Clamps
Video:	BNC (Gold Plated Center-Pin)

Electrical & Mechanical

Power:	
Surface Mount:	24 VAC C.T. @ 200 mA 
Rack:	From Rack
Number of Rack Slots	1
Current Protection:	Automatic Resettable Solid-State Current Limiters
Circuit Board:	Meets IPC Standard
Size (in./cm.) (LxWxH)	
Surface Mount:	7.0 x 4.9 x 1.0 in., 10.7 x 12.5 x 2.5 cm
Rack Mount:	7.7 x 5.0 x 1.0 in., 17.8 x 12.7 x 2.5 cm
Shipping Weight:	< 2 lbs./0.9 kg

Environmental

MTBF:	> 100,000 hours
Operating Temp:	-40° C to +74° C
Storage Temp:	-40° C to +85° C
Relative Humidity:	0% to 95% (non-condensing)

Agency Compliance

Complies with FDA Performance Standard for Laser Products, Title 21, Code of Federal Regulations, Subchapter J



interlogix.com

Specifications subject to change without notice.

© 2013 United Technologies Corporation
All rights reserved.
Interlogix is part of UTC Building & Industrial Systems,
a unit of United Technologies Corporation.

VR2100 Series