



[www.GE-Interlogix.com](http://www.GE-Interlogix.com)

### **Barrier Bars®** For Hard to Secure Windows

#### **Overview**

Barrier bars safeguard hard-to-protect windows. Basement windows, jalousies, air-conditioning ducts or attic vents... preventing unauthorized entry into these kinds of perimeter openings has always been a tough challenge. Not for our Barrier Bars – they're made for securing hard-to-protect perimeter openings. The unique design of Barrier Bars protects a building in two ways. First, their sturdy appearance deters unauthorized entry. Second, any attempt to remove the bar triggers an alarm. This combination of visual deterrent and alarm system effectively discourages would-be intruders from unauthorized access to a building anytime, day or night.



#### **Standard Features**

- **Springload design installs in seconds**
- **Alarm protection and visual deterrent**
- **Strong, epoxy-based adhesive mount**
- **Fits 12-inch (305mm) to 40-inch+ (1016mm+) openings**
- **Works with hardwire or wireless systems**

# Barrier Bars®

For Hard to Secure Windows

## Barrier Bars Install Fast.

The springloaded assembly snaps quickly into place with no screws or drilling. And, Barrier Bars can be either surface or frame-mounted. The self-adhesive, epoxy-based switch adheres to brick or cement surfaces, forming a strong, permanent bond. Barrier Bars fit windows or other perimeter openings from 12 inches to over 40 inches wide. Once installed, they do not restrict window access: you can partially open the window for ventilation without loss of protection. Or you may quickly remove the bars if needed.

## Barrier Bars Give You a Choice.

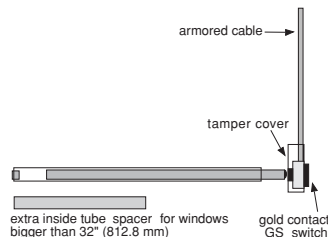
The BB-1GS Pressure-Sensitive Barrier Bar, the BB-2 Mercury Switch Barrier Bar, and the BB-2XL Mercury Switch Barrier Bar (metal with vertical cross bars for larger perimeter openings.)

## Barrier Bars are Made to Last.

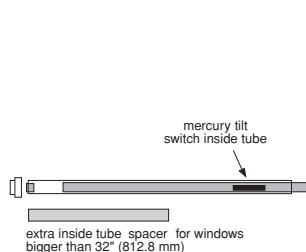
Solid, durable construction ensures that our Barrier Bars will safeguard your building indefinitely. Quality components comprise each Barrier Bar – from the gold contact snap-action switch to the stainless steel spring, to the armored cable and tough PVC telescope tube assembly – each component is made to exacting specifications for lasting perimeter protection.

Our patented Barrier Bars are the no-hassle, cost effective perimeter protection device you install in a minute.

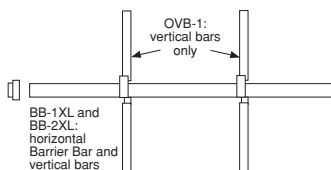
## BB-1GS Pressure Sensitive Switch



## BB-2 Mercury Tilt Switch



## BB-2XL with vertical cross bars



## Ordering Information

Model	Description
BB-1GS	Barrier Bar Pressure Sensitive Switch*
BB-2	Barrier Bar Mercury Tilt Switch*
BB-2XL	Barrier Bar Mercury Tilt Switch-Metal*
AMB-1 not UL listed	Angle Mounting Brackets for mounting Barrier Bar on shallow or slanted window frames

\* Must be ordered in 20-pack quantities



GE Interlogix

www.GE-Interlogix.com

12345 SW Leveton Drive  
Tualatin, OR 97062  
Phone: 503-692-4052  
USA & Canada: 800-547-2556  
Technical Service: 800-648-7424  
Faxback: 800-483-2495

2266 Second Street North  
North St. Paul, MN 55109  
Phone: 651-777-2690  
USA & Canada: 800-777-5484  
Technical Service: 800-777-2624